

Link Community Charter School

Virtual Art Show

Team Dominic

2020-2021

Surgical Masks Recreated

Scholars designed surgical masks
using art materials of their choice.



Covid is the Worst i hate it this year have the bad year i have been in my house all day. So i made this mask i use markers and Pencil. What I overcome is what design i want to do. what inspired me was i live in America. I learn i love america.

Christopher A.
Team Veritas



When I made this mask I loved it. I made the butterflies. I decided to put pink and blue on them and now its like pink and blue butterflies.

Ashly J.
Team Dominic



Making this Mask Was Somewhat Hard My Concept was a Cat Mask Originally I was gonna put Mini Cat ears so the cat ears wouldn't block the face but I had a hard time doing it. I made cat ears that were Perfect but weren't small. But I went with it anyways, The Blue mask was the base of the mask I Sketched the whole Blueprint of the Mask. I had to throw away part of The Concept because the black in the blue mask I put in didn't go so well. So I decided to Start over. I used a black mask that was already Black and glued the cat ears to the mask and Putted Tape on the Cat Ears. Then one day I took the tape off and it was Kinda Perfect. This Was the First Mask I made. This was the Finished Product when I started over.

Ava S.
Team Dominic



I used some markers and a mask to create this. I wanted to do this because this one time me and my mom went to this little area and the grass was so long and there were lots of sunflowers and it seemed very calm and relaxing to me. So I wanted to recreate that scene onto my mask. I kinda regretted not using paint because the markers made the mask seem really faded and I didn't like that because it didn't give me the colors I wanted, but next time I do this I will definitely use paint. Creating this artwork made me learn that I should be more open minded about the beautiful things around me. I want people to be more appreciative of and more open minded about the beautiful nature around us.

Christina E.
Team Dominic



In this piece of art I used watercolor paint, sharpie, pencil, sketch book. Well during this time we need to wear masks to keep people Safe and it's almost Valentine's Day so I decided but I should draw a mask with a heart on it and colorful colors to decorate. one difficulty I have when creating my Mask was trying to keep the colors all together because they would fall all over the place. I overcame this challenge and I decided that I needed to go to my workspace area so I sat down at the desk and tried to be as careful as possible. One thing I learned while creating this artwork was that my artwork does it have to be perfect I just have to try my best. If someone saw my artwork I'd want them to feel loved and appreciated when they see this artwork. You guys do the pandemic I think this mask would make them feel much better and less stressed.

Keysha D.
Team Dominic



Black Lives Matter

I used paint on my surgical mask. I was inspired by everything that is happening in the world. A challenge was not quitting it and I did it. I learned that it might be hard but you have to practice and do your best. I want people to know that you can do anything just try your best and put effort into it. I think everybody in the world should be treated equally but right now Dark skin people need it the most!

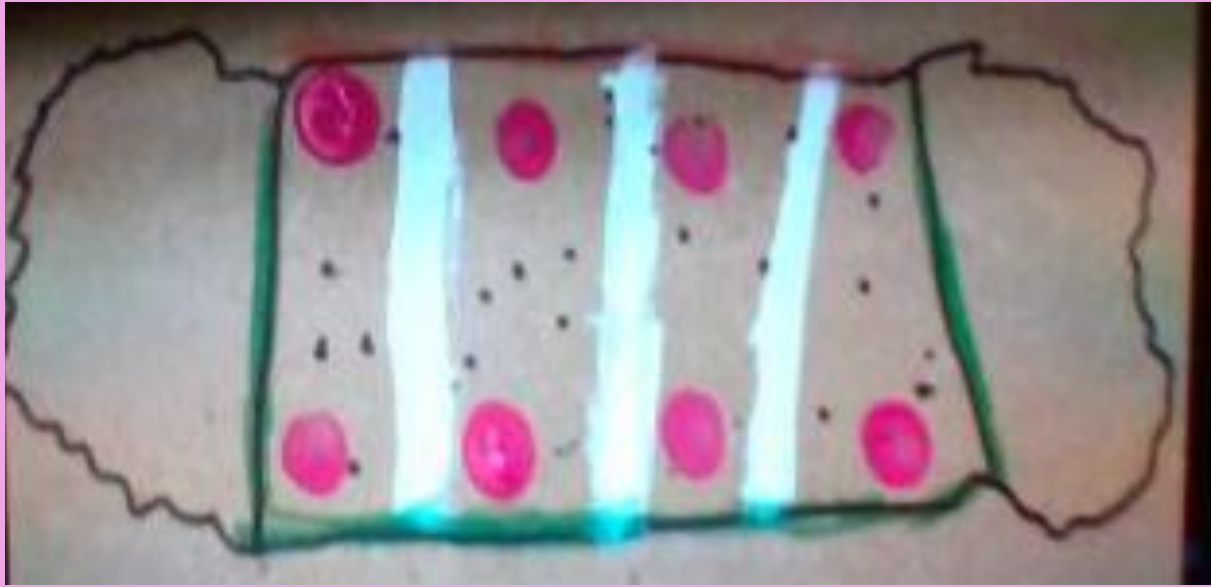
Messiah L.
Team Dominic

My Masks

I used a marker and watercolor paint. My sketches inspired me to make this artwork. I didn't have a challenge creating my artwork. I learned that it isn't hard to make artwork out of everyday things. I want people to know that it doesn't take skill to make art.

Nylah G.
Team Dominic






I used paint,sharpie,and market.My teacher inspired me to do this because the idea never popped into my head before until she mentioned it.Nothing was a challenge all that happened was that my paint went wrong and there was something in there.Also my mask flew away when I put it outside to dry so really sad.I learned never to put your mask outside to dry if it is windy and paint is very bad to use if not made properly.I also learned that mask are very important to wear during this time and you could wear it in fashion.I want people to know this pandemic has no friends and will kill people and that it is important to wear a mask.

Richaela E.
Team Dominic



Brianna L.
Team Dominic




I used colored pencils, pencil, and a black Sharpie marker to create my mask design. I was inspired by my teacher. I harder I work the better I get at drawing. I want people to know that I am good at art.

Joseph B.
Team Dominic

I used Markers, Watercolors, and Pastel Paint. I used the inspiration of things I like to do. The challenge was mixing the colors to the perfect temp. To be precise with paint.



Nephtalie J.
Team Dominic



Kyra T.
Team Dominic



Winter

Scholars created a unique winter artwork using materials of their choice.



I use snow for my materials. The artist that made all his art work outside his name was Andrew and that really inspired me. One challenge was I made it yesterday and some snow cornered the mouth a little but it is ok because I got a picture before more snow came down. I learned that to make your art work when it is confirmed it is not gonna snow anymore. I want people to know that I can make very good faces in the snow. This is my artist statement.

Richaela E.
Team Dominic



I used paint and a pencil. A snow day inspired me. A challenge was not making a mess with the paint. I learned that I can still make a nice piece of art even if I am not a famous artist. I want people to know that they don't need to be a famous artist to make a nice piece of art. This is also the snowman I made on Monday.

Nylah G.
Team Dominic



My Winter Art Project

This Picture wasn't that hard but i put a lot of effort into this art It doesn't look that bad to me. It took me two days to make, I used paint to make this. And I was inspired by Christmas mostly Since it was a Winter Choice project why not make it christmas. The Challenge I had was when I forgot to put the white snow at the bottom of the paper and put dark blue for the background. When I put white on the blue it turned out as light blue but it didn't look so bad. I want people to know that snow can't always be that bad, But I'm not allowed to play in the snow that much. I learned that I should probably Make a Model of what will go in the painting like using pencil.

Ava S.
Team Dominic



My Art Sculpture

This is me in the freezing cold snow with my football that I had made looking for a one I did not mess up.

I used snow and my hands along with patting it down. That my favorite thing to do is play football so why not. A challenge was being cold but another one was getting it from birds and squirrels. I learned that just do it even though it's not perfect nothing's perfect. I want people to know that always wear a sweater and jacket in the snow and try your best.

Messiah L.
Team Dominic





Snow

My favorite season/holiday is christmas even though i don't get presents but it's okay so that's what inspired me. I used watercolor paint.

Ashly J.



Nephtalie J.

I used pencil and oil pastels. created this because I love snow and thought that it would look cool.



Kyra T.
Team Dominic



Winter Lantern

I used blue construction paper, markers, scissors, and glue. I wanted to make a lantern because I thought it was cool. It was hard glueing the corners together so I just decided to cut little slits so I could put glue on them. I learned that I should just prepare what I'm going to do instead of just rushing. I want people to know that they could make lanterns too because its super fun.

Christina E.
Team Dominic


I used color pencil. The person that inspired me to make this was Elvis Presley. I learned that art is can be anything.

Joseph B.
Team Dominic



Name Design

Our Scholars created name designs using a reflection technique with oil pastels, markers, or colored pencils. Some Scholars used the digital app wordart.com to create their name design.

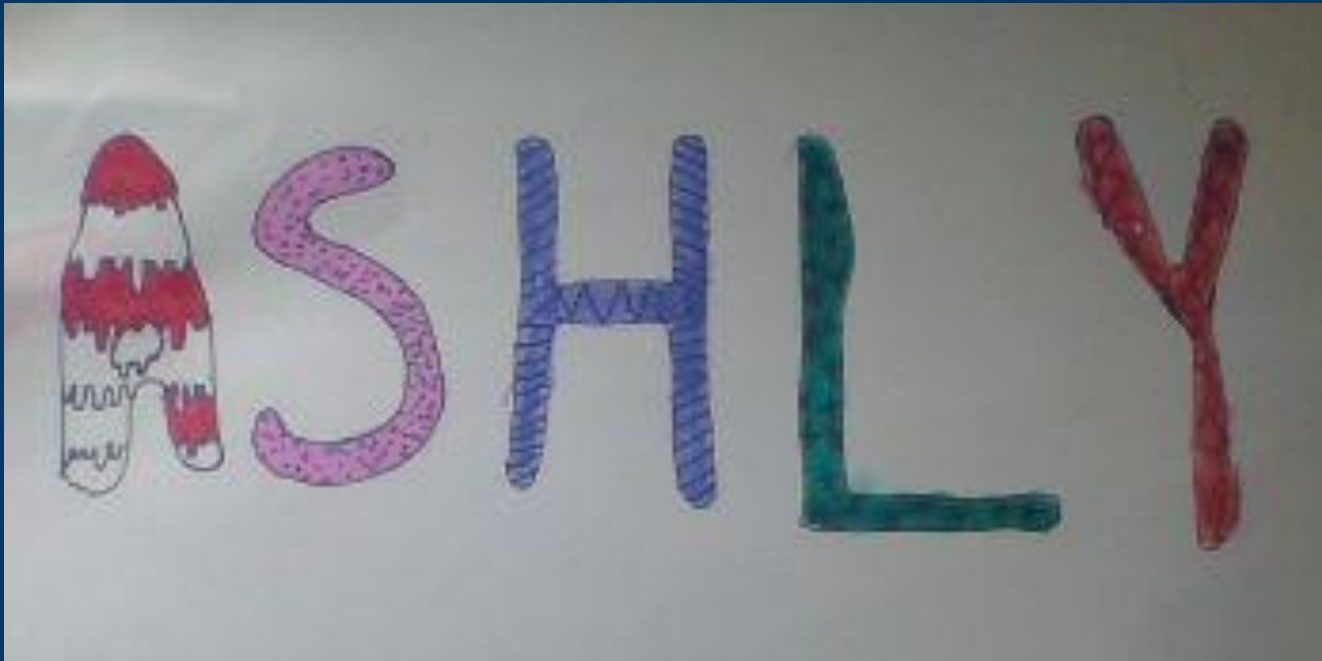


My Name Design Project

I had fun making this project but I had some problems, The black marker kind of looked bad and it was running out a bit. So I used a Different Marker. Then I had another problem. I wanted to make the lines on the art smooth and perfect. So I Kept Going over the first line I made but that led The Marker to Run out. I forgot to mention that I used Black Markers and Sharpies. I was inspired by The Artwork that was shown as an example to make. I put Mostly Some Things I loved in the Artwork. I learned I should've listened and used a ruler for the lines. I feel great what it turned out to be like Finished Product.

Ava S.

Team Dominic




I'm very creative girl. I love my name. I used marker. i like many designs because I love to draw. I want people to know that I'm special because I don't have a E in my name.

Ashly
Team Dominic



I used pencil and color pencils. I wanted to draw one of the best places in the world. A challenge was turning it into the artwork it is. I learned you can make art from anything. I want people to know this took no talent, just heart.

Messiah L.
Team Dominic



I used color pencils, Pencil, and crayons. I like bubble letters. A challenge that kept happening is when I accidentally was messing up on the tracing. But I just got another paper and re do the tracing. I can't really draw but I tried. That im'a little creative.

Elijah R.
Team Dominic


My Name Art



This is my name art that I made on February 16, 2021 I wrote my name and put in all different kinds of features like snow, lightning, the sun, and waves in all unique different kinds of colors.

Kyra T.
Team Dominic

I used a fine point sharpie with paper. I wanted to do this because it seemed really fun to me. On 1 or 2 of my spaces I kinda messed up on them and now they look ugly because I just improvised. I learned that I should not try to do things I know I don't know how to do. I want people to do zentangle name art because its fun.



Christina E.
Team Dominic



This art here is like me as in being tall. Which I have to problem with.

I used a marker, crayon, sharpie, and color pencils. I use the inspiration of Zentangle and primary colors for my art. Filling in the background, And I overcame it by filling it by using lines. I learned how to compromise. I want them to learn different styles of art.

Nephtalie J.
Team Dominic

Aesthetic Bubbly Name Sketch

The materials that I used are my sketch book, my sharpie, and my pencil as an outline. A youtube video inspired me to do this art sketch and because I thought it would be a cool idea. The challenge was figuring out the theme of my name sketch, if it was going to be bubbly aesthetic or just a plain bubble name sketch. I learned to be fluent, and be creative. I want people to know how hard it does take to make at least just 1 letter.



Brianna L.
Team Dominic

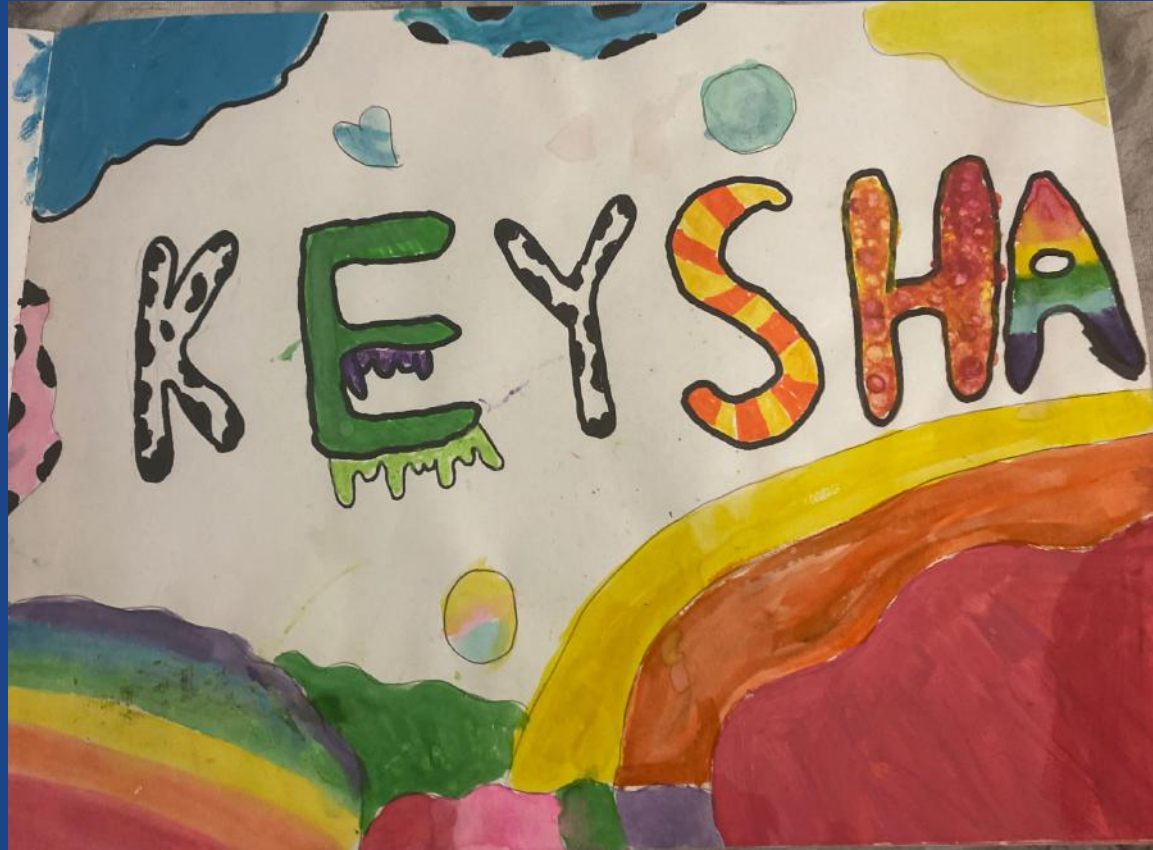


I use oil pastels, markers, color pencils, and crayons. My teacher inspired me to do this and some other grades work on their name inspired me. I didn't really have to face any challenges. One thing I learn by creating this artwork is that I'm pretty good at drawing my name. One thing I want people to know about this art word is that I love to draw my name. This is my artist statement.

Richaella E.
Team Dominic

The materials I used were Sharpies, pencils, watercolor paint, acrylic paint. The song "This is me" inspired me to make a piece of art that shows the real me. One problem I had was trying to make sure there were no white spaces on my piece of art. In this piece of art I learned that I need to show The real me. When people see my artwork I want people to know that they can be anybody they want to, all you have to do is put your mind to it.

Keysha D.
Team Dominic





I used markers, a pencil and color pencils. Name designs inspired me. A challenge was thinking of different ways I could do my name design. I learned it's fun to make name art. I want people to know there are many ways to make name art.

Nylah G.
Team Dominic

Shoe Design

Our Scholars became shoe designers in this art lesson.




**I used paper and pencils. I
had to do my work. What to
do in shoe t
That i made a cow boot of it.
That you can be Simple but
good.**



I used pencil and marker to create my shoe design. I was inspired by the shoe video I watched but I wanted to add my own ideas. The challenge was coloring in the shoes well. I want people to know that I took time to create this masterpiece.

Ashly J.
Team Dominic



Keysha D.

The materials I used in my artwork today are markers,color pencil,pencil,and sharpie.My teacher inspired me to make this artwork.One challenge is that I can't draw a shoe and I watched a video to learn.I learned how to create a shoe or heels.One thing I want people to know is that one day I am gonna have a shoes company and the name would be Richaela.

Richaela E.
Team Dominic



Shoe Design

I used markers, pencils and color pencils. A nice day outside inspired me to create this artwork. I learned that you don't need to be a shoe designer to make a nice shoe design. I want people to know that I enjoyed making this design.

Nylah G.

Team Dominic





Tomiwa K.
Team Dominic

The light boot was in a mountain stuck and there was a chosen boy was to go up there and put it on but then the boy was stopped by two murders and the boy friends came to help him and then on their way on top they saw a wolf that glows yellow but the wolf and the boy had to make friends so then the wolf the him and his fiends up the mountain and then the wolf teleported into the boys heart and then hey got the boot and then flew to rescue his friend and family in a dangling ship by a mountain then he took his family home and then asked if they were ok the last thing the boy had to do is makes the boot go into him for the powers and be stronger.

I used a pencil for sketching and markers and a sharpie. I was thinking about what shoe I should make and said my dad has a pair of Dior's I can draw one. A challenge was creating the shoe itself without the markers. I learned that things are hard but you have to keep trying. I want people to know that this took a lot of effort to do and accomplish.



Messiah L.
Team Dominic



The Converse Sketch

I used, my sketchbook, pencil as a liner, a ruler for the lower part of the converse shoe, and a black marker for the rest of the creation of the shoe. The video the was linked to this inspired me because i love artwork and seeing people create different things, and items and shoes, etc. The challenges that I overcame was trying and trying to get it as neat and good as possible I learned that you can make anything you put your mind to. I want people to know that creating isn't easy but can be fun. Never give up on something you love and always live your dream

Brianna L.
Team Dominic

Donut Graffiti

I used my sketchpad, a pencil and some markers. I wanted to do this artwork because I thought it seemed very cool. I had to make a new sneaker because my cousin poured water on my original design. I learned that not all beauty is recognized from people because we have different taste. I want people to learn the same thing.

Christina E.
Team Dominic





I used colored pencils and paper. My mom inspired me to make this shoe. I love to draw and I did not have a challenge.

Joseph B.
Team Dominic



Richaela E.
Team Dominic

Here are the stories behind shoes and art. I decided it was going to be a great idea to mix all my initials into one letter and still spell my name. The detail on the show represent styles that I enjoy to wear as in clothes. I used pencils, Sharpie, and markers. The challenge I had was on the back of the shoe there was a curve that made it seem like a baby shoe and I fixed it by making it a straight line then curved at the top where you would normally put your feet. I learned that art is just a pattern of lines and you can always overcome your challenges.

Nephtalie J.
Team Dominic



Dot Paintings

Peacock Painting

I used paper, paint and my fingers. Nature inspired me to create this artwork. A challenge was filling in a lot of white space. I overcame that challenge by thinking of new ideas to fill that space. I learned that peacocks are beautiful. I want people to know that I love nature.

Nylah G.

Team Dominic




Under the Sea

I used sketch.io for my dot painting. When I saw Ms. Howard make a turtle on sketch.io I really liked it and it inspired me to do my own turtle. One challenge I faced was figuring out what to put in my background. I decided to do circles but my hands got really tired so I did dots for the rest. I learned to take my time and not worry about if my painting is not perfect because I can learn from my mistakes. I want people to know the history of dot painting from my work.

Christina E.
Team Dominic






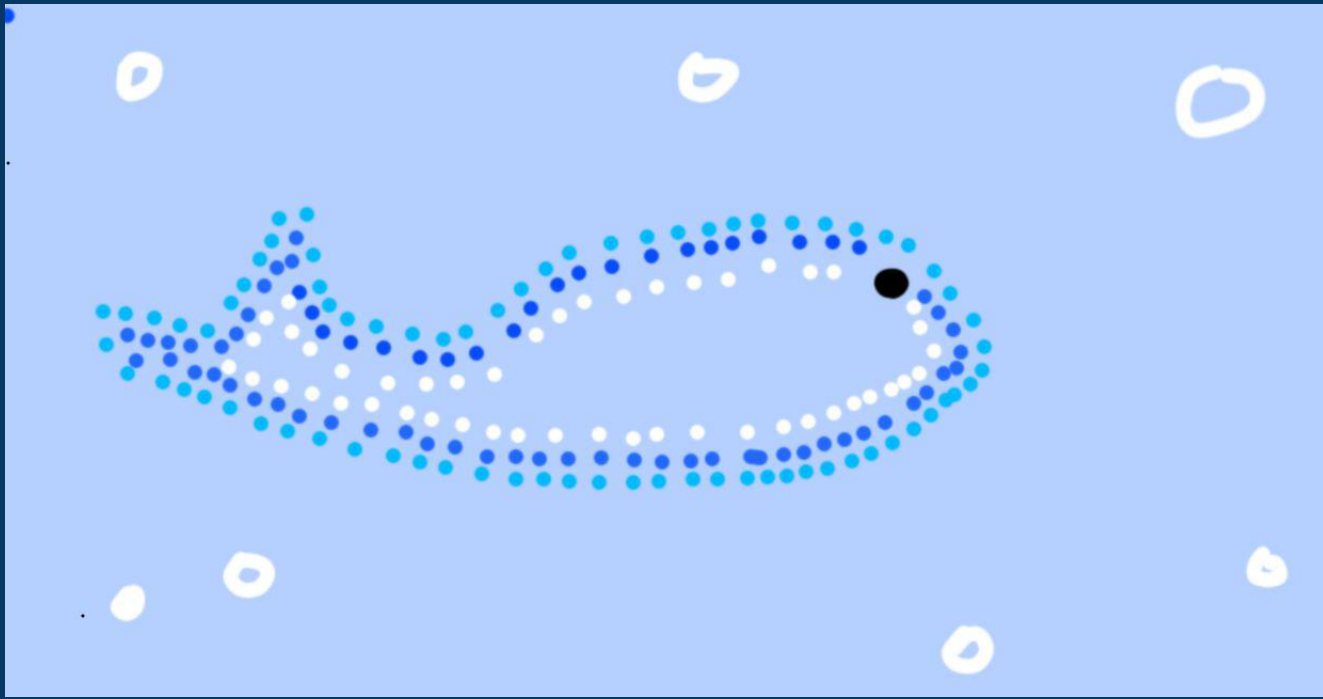
Dot Painting Sheep

I used sketch.io and used a paintbrush. What inspired me was I was tired and gave myself motivation. A challenge I was trying to decide was what I was going to draw. I learned everything will be hard just push. I want people to know that it was really hard for me because I am not an artist.

Messiah L.
Team Dominic



Brianna L.
Team Dominic



The materials i used was the website sketch.io. I like the ocean so this inspired me to make a fish. One challenge was coming up with ideas for the fish and the background. I learned that i made a few mistakes and it made my art much better. I want people to know that the ocean is a beautiful part of the earth.

Keysha D.
Team Dominic



Panda Dot Creation

I used sketch.oi. My teacher inspired me to do this. I didn't have any challenges so I had nothing to overcome. I learned that I am good at drawing dots. I want people to know that I traced a panda photo and filled it in so I am not a good panda drawer.

Richaela E.
Team Dominic




“Youthful Unicorn”

Kyra T.
Team Dominic

Story Quilts

Around the World



I used my sketch pad, markers, acrylic paint and construction paper. I've always wanted to travel the world and to have adventures when I'm older. I am representing Hawaii, A spa resort, and the Eiffel Tower in my work. I added me and my sister. In this story I have my private jet and I use it to go to Hawaii, to a spa and the Eiffel tower, when I go to these places I take pictures, make new friends, and learn new things about these places. Some challenges I faced were forgetting to put a background on my art and not having enough construction paper. I learned not to try so hard in making everything perfect because I now know that it will not come out the way I want it.

Christina E.
Team Dominic



The Red Valentine

Keysha D.
Team Dominic

Always Appreciate Moments

I used paper and marker. I was thinking me and my dad always have good times, let's draw one. I am representing having good times with your dad or any parent. Is anyone represented in your work? Yes, my dad because I love him. Me and my dad are having a picnic and having a grape fight. A challenge was that drawing and making the right mistakes and not the wrong ones. I learned that even if it's hard you can do it.




Messiah L.
Team Dominic

Travelling to France

I used paper and pencil. The eiffel tower inspired me to create this artwork. I am representing France. No one else is represented in this story. I am flying here from a plane in this story. I can tell that my artwork has a lot of travellers. A challenge was filling in all the space. I overcame it by filling the background with more pictures. I learned that anyone can make a story quilt with anything.

Nylah G.
Team Dominic





I use markers and colored pencil. My teacher inspired me to create my artwork. I am representing my imaginary city upside down heart. No one is represented in my art. IN this story there is two suns one is the star one is Jesus. I can tell you the M inside the heart will get your attention. I didn't have any challenges all I used was markers and colored pencil oh wait and I forgot my mind. I learned I have a great imagination.

Richaella E.
Team Dominic

Self Portraits

The Bursts of Me




I used sketch.io to make my self portrait. I wanted to do this because I was having trouble doing it on paper because I was worrying about how my hair would look. One challenge I faced was deciding to make my portrait on sketch.io one day before it was due. I believed in myself and decided to take my time so it wouldn't look rushed. I want people to learn that you should believe in yourself and be proud of yourself in the outcome of any situation because sometimes it could be beautiful.

Christina E.
Team Dominic

I used pencils and lined paper. My friend inspired me to do this artwork because she gave me tips on this self portrait project. A challenge that I overcame was stop being frustrated whenever I messed up. I learned that "if you can draw a straight line, you can do anything" -Ms. Howard. I want people to know hope they can make a face.

Brianna L.
Team Dominic





A pen and paper. What inspired me is I want to do my work. A challenge is how I have to do my hair. I tried my hardest.

Christopher A.
Team Dominic

Self-Portrait

The materials that I used are Paper, pencil, and objects found around the house. Other items you may use if you have them at home: colored pencils, markers, paints, or creating your own paints from fruit and vegetables you have at home. My teacher inspired me to do this artwork. I didn't have any challenges I had to overcome. I learned nothing from this artwork. I want people to know that I outlined my photo from a picture on the computer.

Richaela E.
Team Dominic






The material I used were my sketch book,sharpies,and colorful markers.What inspired me to do this piece of art is the song “ This me”.a challenge making it was trying to get the best snake tone and making it look realistic.I learn that making mistakes in this piece of art can make it look it even better.I want people to know that this piece of art describes me.

Keysha D.
Team Link

I used a pencil. I was inspired by MY teacher who went through the whole process of drawing a person and not saying 1 thing that it was hard. The challenge was Drawing it. I learned do your best. It was hard because I had no confidence.


Messiah L.
Team Dominic



Sunny Day

I used color pencils to create this artwork. Spring inspired me to create this piece. A challenge was drawing the nose and neck. I overcame this challenge by watching drawing videos. I learned that practice makes perfect. I want people to know that this artwork took time to complete.

Nylah G.
Team Dominic





City Kyra

This is my Self portrait and I decided to make this out of newspaper, markers, and watercolors. I decided to do this because I love new york and thought it would be fun to show a New York part of me while also showing my curly hair and sense of style.

Kyra T.

Team Dominic

Final Projects

Scholars had a choice of art materials and media to create their final projects with.

Circle Project

I used my ipad to make this artwork. My sister inspired me to do this because she introduced me to the app. I had no challenges to overcome. I learn I am good at making circles. I want people to know if they need help drawing circles I am the girl you should come to.


Richaela E.
Team Dominic



We Are People Too

I used sketch.io and YouTube to create this poster. I wanted to make this poster because people of color are being punished because some police officers abuse their power just because they can. When I was making my poster I had trouble drawing a hand so I decided not to do it and to just draw a gavel. I have learned to try my best on things even if they don't come out the way I wanted them to. I hope everyone else can do the same.

Christina E.
Team Dominic




**A LITTLE BOY WAS SHOT IN THE
HEAD BY AN OFFICER BECAUSE HIS
MOTHER WAS A "SUSPECT" FOR A
CRIME. WE NEED JUSTICE FOR ALL
COLORS AND RELIGIONS BECAUSE IF
WE DON'T FIGHT WE ARE APART OF
THE PROBLEM**

I only used markers. I was inspired by the reality surrounding me, from the news, and protesting. One challenge that I faced was when the marker got stained from overlapping it, and I overcame it by waiting for the marker to dry then going to overlap it. I learned that equality still matters. I want people to learn to interact with the outside world.

Nephtalie J.
Team Dominic





Messiah L.
Team Dominic

The materials I used were a printer, tape, paper and a green paper. What inspired me to make this piece of art was the app tik tok. Challenge I had was putting the tape because I had to put a lot of tape and how I overcame it was just not giving up keep trying. I learned that instead of giving up you keep going. I want people to know when they see my piece of art is that anything in the world can become art.

Keysha D.
Team Dominic



Extra Gum Squishy

Springtime

I used cardboard, paper, paint and glue to create this artwork. Spring inspired me to make this artwork. A challenge was making the ducks. I overcame it by not giving up. I learned that hard work pays off. I want people to know that I worked hard on this.

Nylah G.
Team Dominic



Link Logo Designs

Scholars created a logo design using warm and cool colors.



This is my new personalized logo for Link. It has Purple, Yellow and a touch of Blue. This logo has taught me the difficulty in art. But art can always be fun. This art piece helped me realize that with practice anything is possible.

Nephtalie J.
Team Dominick

Link

I used pencil, paint and color pencils. Different patterns inspired me to make this artwork. A challenge was deciding on the background. I overcame this by thinking about different kinds of backgrounds. I learned that there are many kinds of patterns. I want people to know that they can make art with different patterns too.

Nylah G.
Team Link





Beautiful

I use watercolor paint. My teacher inspired me to do this artwork. I didn't have any challenges to overcome. I didn't learn anything from this artwork. I want people to know I used warm colors on this piece of artwork.

Richaela E.
Team Dominic